

Hidden Linear Diffuser
HCSL

HCSL | Hidden Linear Diffuser

Description

It is designed to be used in ceiling applications where traditional slot diffusers border profiles are not desired to appear.

They are suitable for separate or continuous installation and can be manufactured as one or two slots according to the air flow rate.

After installation, the frame part remains in the ceiling and a black thin slit image is obtained.


Material

The slot diffuser body, adjustable blades and sliding damper mechanism are made of aluminum.

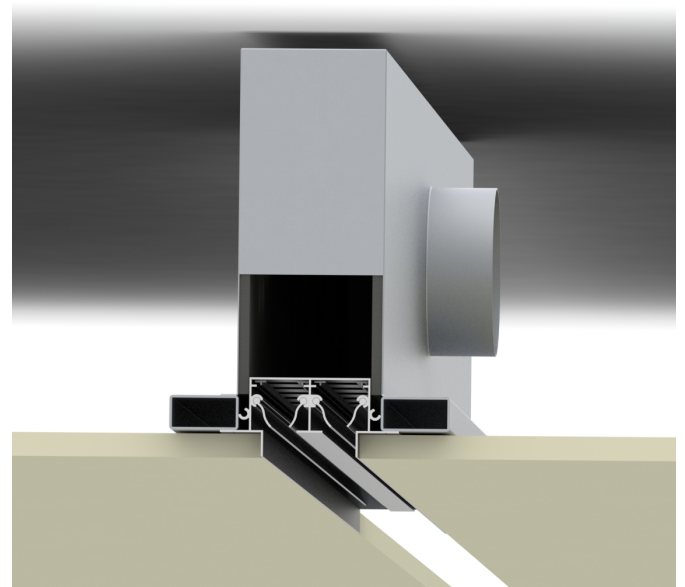
Depending on the project requirements, they can be produced in the desired RAL code.

Application

HCSL concealed ceiling slot diffusers are suitable for the installation of suspended ceilings and they are used to supply or exhaust air from the environment. It is suitable to use in places with ceiling height of 2,5 - 4 meters. They should be selected with 1 or 2 slots according to the air flow rate and noise criteria. Plenum box installation should be done with hanger brackets to the ceiling or should be located on the box profile. Depending on the heating and cooling season, the adjustable wings must be set to the correct position (see page 3). For adjustable air flow adjustment, a sliding damper is located behind rotatable wings. The concealed ceiling slot diffusers used for exhaust air, do not have rotatable wings.



2 slot hidden linear diffuser view



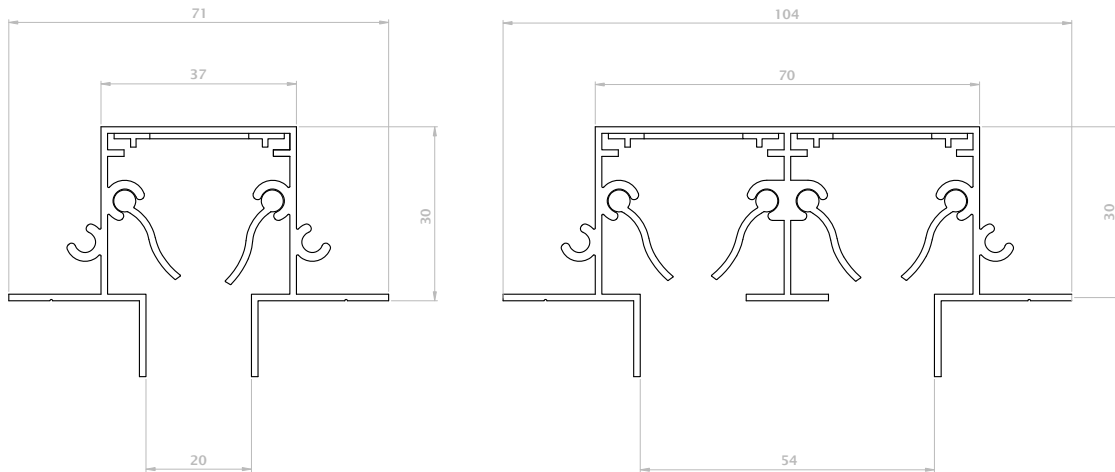
Ceiling installation detail with plenum box

Recommended flow rates:

For 1 slot diffuser : max. $170\text{m}^3 / \text{h} / \text{m}$ (per meter)

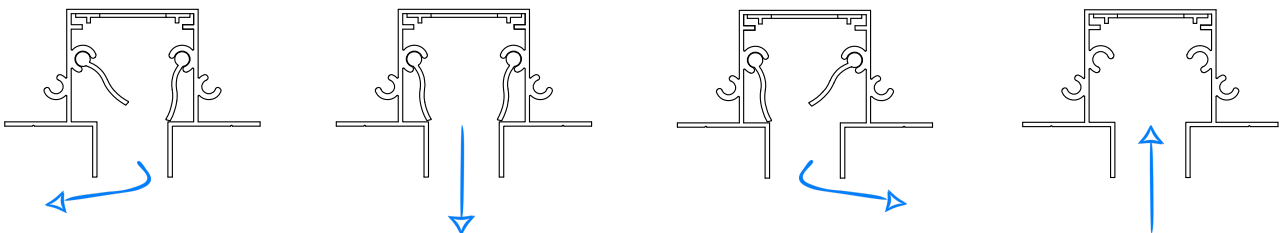
For 2-slot diffuser : max. $280\text{m}^3 / \text{h} / \text{m}$ (per meter)

Diffuser dimensions

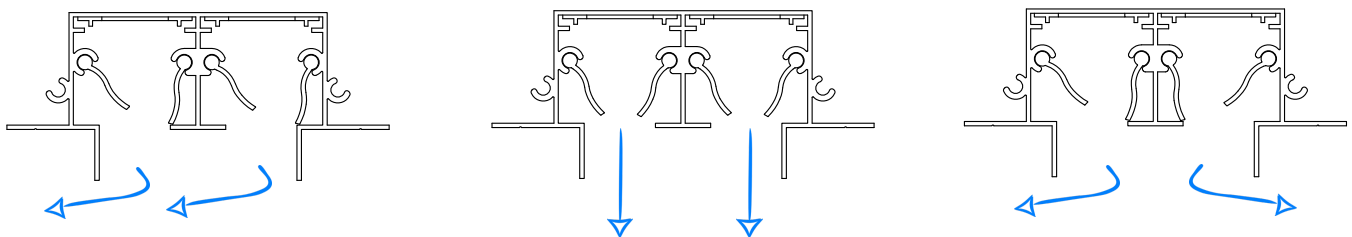


Air flow directions according to wing positions

One slot



Two slot

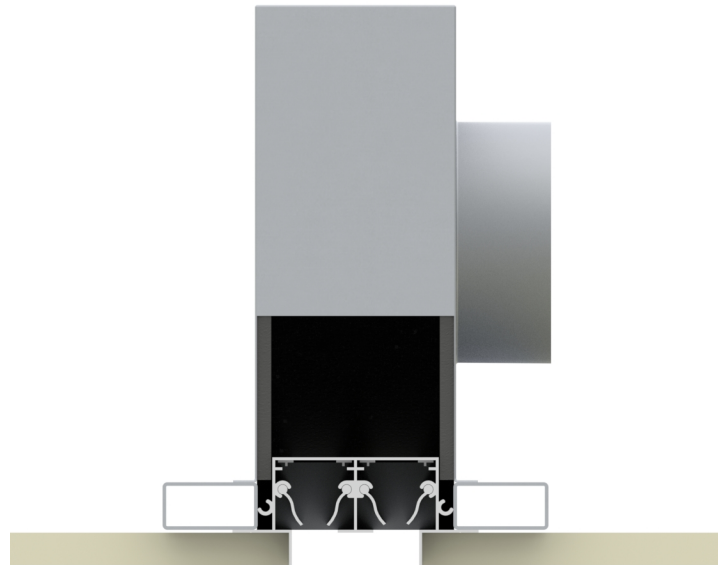


HCSL | Hidden Linear Diffuser

Installation Types


Plenum boxes are manufactured with 6mm thick acoustic and thermal insulation as standard.

Plenum box and diffuser are installed separately. The slot diffuser is installed in such a way that it is fixed to the bridged connection brackets or from the bottom to the box profiles. Plenum box is placed on the box profiles.



Continuous installation of slot diffuser

For long-distance diffuser lengths, the diffusers can be connected to each other to obtain a single view. The pins passing through the half-moon profiles on the sides of the diffuser frame allow for mounting to the other diffuser so that they are obtained in full straight linear direction.



Ordering Code

HCSL 1 / P / D / RAL..

(1) (2) (3) (4) (5)

(1) Model HCSL = Hidden Linear Diffuser

(2) Nmb. of Slot 1 = 1 Slot
 2 = 2 Slot

(3) Plenum P = with
 - = without

(4) Version D = Supply
 T = Return

(5) RAL Code RAL = Color Code

